


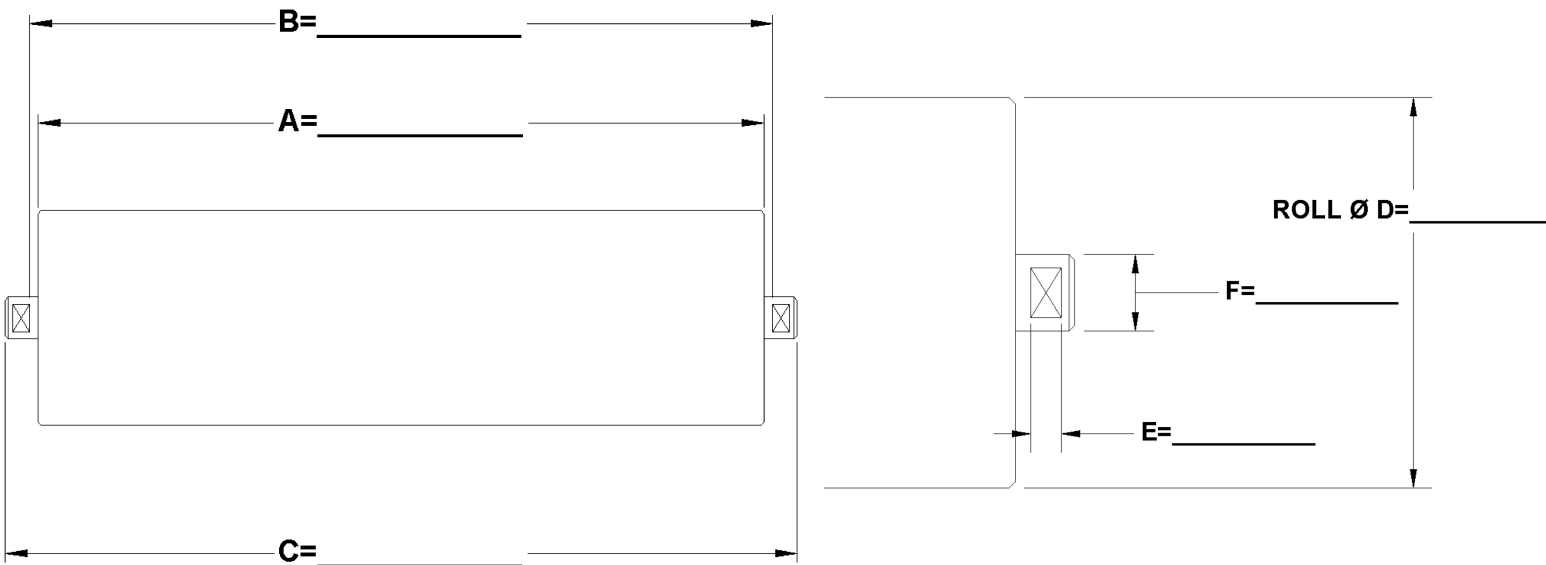
# Roll Dimension Sheet




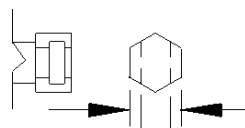
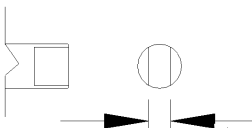
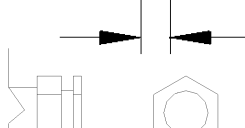
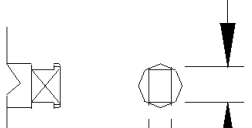
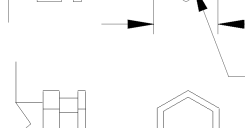
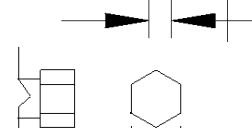
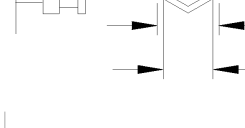
Please fill out and submit the following dimension sheet to ensure our technical specialists provide you with the **Rite** choice of product. If you have any questions on how to measure your rolls properly please refer to our quick reference guide or our step-by-step guide. If you are still having problems feel free to contact us directly at any time.

Name:	
Company:	
Conveyor:	
Phone:	Fax:
Email:	

Original Manufacturer (if known): \_\_\_\_\_



**Circle the Shaft End that Best Represents Style Required**

	<p><b>Slotted</b></p> <p>G= _____</p>		<p><b>Hex. Slotted</b></p> <p>G= _____</p> <p>H= _____</p>
	<p><b>Slotted to End</b></p> <p>G= _____</p>		<p><b>Hex. with Round Slot</b></p> <p>G= _____</p> <p>ØH= _____</p>
	<p><b>Double Slotted</b></p> <p>H= _____</p> <p>G= _____</p>		<p><b>Hex. Inside Hex.</b></p> <p>G= _____</p> <p>H= _____</p>
	<p><b>Hexagonal</b></p> <p>G= _____</p>		<p><b>Round with Hex. Slot</b></p> <p>G= _____</p>